



# BARRON HIGH SCHOOL SENIOR EXPOSITION HANDBOOK

*The mission of the Barron Area School District is to ensure  
all students reach their dreams  
while making a positive impact on the world.*

# PURPOSE OF THE SENIOR EXPOSITION

*The purpose of the Senior Exposition is for each student to present a collection of materials that reflects the student's academic progress, personal development, future aspirations and dreams.*

**This experience can enhance student's abilities to enter into the larger world with skills and confidence. Senior expositions can help with:**

 **Applications for schools and scholarships**

 **Job applications and interviews**

 **Personal reflection in decision-making**

 **Developing organizational skills**

 **Methods for marketing oneself**

 **Communicating effectively in a variety of situations**

 **Highlighting individual interests**

 **Developing presentation skills**

# Senior Exposition ACP/Portfolio Requirements



Name: \_\_\_\_\_

## Portfolio Requirements for Seniors -

### Title Page/Cover Page

### Table of Contents/Order of Events

#### Personal

- Personal Narrative
- Identification of Personal ACP Goal
- Evidence and Reflection of ACP Goal
- Community Service

#### Academic

- Academic ACP Goal
- Evidence and Reflection of ACP Goal
- Writing Sample
- 2 Work Samples with ID tags
- High School Transcript

#### Career

- All Xello Expectations are completed
- Showcase Career Exploration
- Cover Letter
- Resume
- 3 Professional References
- 2 Letters of Recommendation or Reference
- Formal Thank You Letter (strongly recommended to Senior Exposition evaluators)

### **Required Additional (Please write in your additional items to be evaluated) Examples on back**

*These items may be placed where most relevant throughout your portfolio or in a place labeled "Additional".*

1. \_\_\_\_\_
2. \_\_\_\_\_
3. \_\_\_\_\_
4. \_\_\_\_\_

### **Required- You must add 3 items to show how you have grown, evolved or changed over your four years. (Please write in these 3 items to be evaluated) *This could also include showcasing an area of strength in co-curricular areas throughout high school or items you saved each year.***

1. \_\_\_\_\_
2. \_\_\_\_\_
3. \_\_\_\_\_

Homeroom Teacher Signature \_\_\_\_\_ Peer Reviewer Signature \_\_\_\_\_

**(Must have all requirements met and up-to-date to be signed) This form must be signed and turned in; it is your ticket into the Senior Exposition. This form with signatures must be included to pass your Senior Exposition.**

## EXAMPLES OF ADDITIONAL ITEMS

- Technology application-use of graphics (with identification tag)
- Technology application-other multimedia (with identification tag)
- Critiques of workshops attended (with identification tag)
- Hurdles overcome-something accomplished that was especially difficult (with identification tag)
- Project with photo documentation (with identification tag)
- Post-secondary plan (college, tech school, other advanced training)
- Post-secondary school visit
- Applications to post-secondary education
- Scholarship application
- College entrance essay
- PSAT results
- ACT results
- Volunteer activities 9-12 (volunteer activity logs are highly recommended)
- Personal reflections on:
  - My individuality, what makes me special and worth knowing
  - Friends and/or family
  - Favorite people, places, and/or activities/interests
  - Significant events and/or people who make a difference to me
  - Job shadow and/or class shadow
  - Work/volunteer experience
- Awards and honors with reflections
- Star Math and Reading Results
- Performance appraisals, evaluations
- Attendance records, certificates
- List of skills learned from work experience
- On-the-job photos with caption(s)
- ASVAB results
- Career Assessment
- Co-curricular section (FFA, Student Senate, FBLA, etc.)
- Sports section (showcase your growth/involvement/strengths)
- Involvement in youth organizations (i.e. 4-H, mission trips, etc.)
- Showcase of strengths (art portfolio, tech-ed portfolio, graphic design, etc.)
- Five year plan (next steps after graduation)

# Senior Exposition Guidelines



## Greetings and Introductions

- Go into this 100% prepared
- Enter the room with confidence
- Make eye contact
- Say hello
- Shake hands (if appropriate)
- Exchange introductions

## Presentation of Portfolio/Exposition

**(Your presentation should showcase your strengths, dreams, and passions in life. Choose your format to represent who you are, your goals and dreams, and how you have grown through High School.)**

- Be creative
- Show the audience who you are
- Market yourself
- Showcase your ACP Portfolio
- Share your strengths
- Express what you are proud of (in the order of your choice)
- Answer the potential questions of the Exposition
- Demonstrate your talents

## Closing and Appreciation

- Conclude your presentation
- Restate your name
- Show appreciation for the evaluators
- Say "Thank You" for their time and evaluation
- Give or send a written formal thank you -- strongly recommended

## Senior Exposition Tips


### **Do:**

Be early  
Shake hands with the interviewers (at the beginning and end of the interview)  
Turn off any electronic device before entering the interview  
Review and practice your portfolio before your interview  
Plan ahead  
Think about the questions  
Practice your answers  
Practice good grammar  
Arrive clean and well-groomed  
Dress professionally (conservative is always best)  
Be confident and believe in yourself  
Smile  
Be yourself  
Stand up straight and have good posture  
Use appropriate eye contact  
Listen carefully and be polite  
Be honest  
Thank the interviewers for their time  
Give a written thank you to the interviewers following the event (We strongly suggest your formal thank you letter be written to your portfolio evaluators)


### **Don't:**


Be late  
Look sloppy  
Pour on the cologne  
Lie  
Chew gum or bite nails  
Interrupt  
Talk in negative or critical terms  
Wear jeans, t-shirts, tennis shoes, short skirts or revealing tops  
Use slang


## SAMPLE EXPOSITION QUESTIONS


 What are you most proud of on your current transcript?


 Do you have a history of good attendance?


 Tell me more about why you chose those individuals for your references and letters of recommendation?

 What are you most proud of that they (letter-writers) said about you?


 Do you have documentation of involvement of co-curricular activities in and outside of the classroom?


 What portfolio entries are you particularly proud of?


 Describe the portfolio entries that you see as being the most important.


 What have you learned about yourself by putting this portfolio together?


 What have you done to make this portfolio unique as a reflection of who you are?


 Can you discuss your personal growth during your high school years?


 How can your portfolio be a valuable tool and used in the future?

 What are your strongest qualities or greatest assets?

 What are your weakest areas, which need improvement?

 What are people skills and why are they important?

 What documentation do you have of volunteerism and/or community service?

 Where do you see yourself in five years

## Senior Exposition Checklist

\_\_\_\_\_ I have completed, proofread and edited my ACP/Portfolio.

\_\_\_\_\_ I have completed the Senior ACP/Portfolio Requirement sheet.

\_\_\_\_\_ I have had my Homeroom Teacher sign my ACP/Portfolio Requirement Sheet.

\_\_\_\_\_ I have read this Senior Exposition Handbook thoroughly.

\_\_\_\_\_ I have built a Senior Exposition presentation to showcase my ACP Portfolio and myself

\_\_\_\_\_ I have prepared answers to the “Sample Questions” and incorporated them in my presentation.

\_\_\_\_\_ I have practiced my Senior Exposition presentation.

\_\_\_\_\_ I have set my Senior Exposition date.

---

My Signature(indicating I am ready to enter my Senior Exposition.)





## Senior Exposition Make-Up Proposal

Senior Expositions will take place in April for seniors as needed for graduation requirements. Students will have one opportunity to be re-evaluated on their ACP Portfolios if they are not accepted the first time. For the students who fail to meet the requirements, the following class will be available.

1. Students will report to assigned dates of summer school to evaluate the status of their portfolio, create a plan to meet the requirements, work on the portfolio, and plan the exposition.

This class will focus on portfolio development, job skills, community service, and presentation skills. Offering this class will help to ensure that all students reach their dreams while making a positive impact on the world.